Welcome to Omaha

FOR THE 2016 SPRING AZA TRADESHOW!

Presented by Abacus Sports Installations Ltd.

Nashville Zoo



Concrete Preparation

- Concrete needs to be flat, smooth, and dry.
- Concrete should be steel troweled finished, to a tolerance of 1/8'' in a 10' radius.
- Today's standard of testing moisture levels in concrete is relative humidity testing (RH).
- RH levels need to be below 80%.
- (Reference ASTMF2170)

Existing substrate being shot blasted

Steel shot medium

100% solid, 2 component epoxy sealer to control vapor emissions.

Application of cementitious self-leveling underlayment.

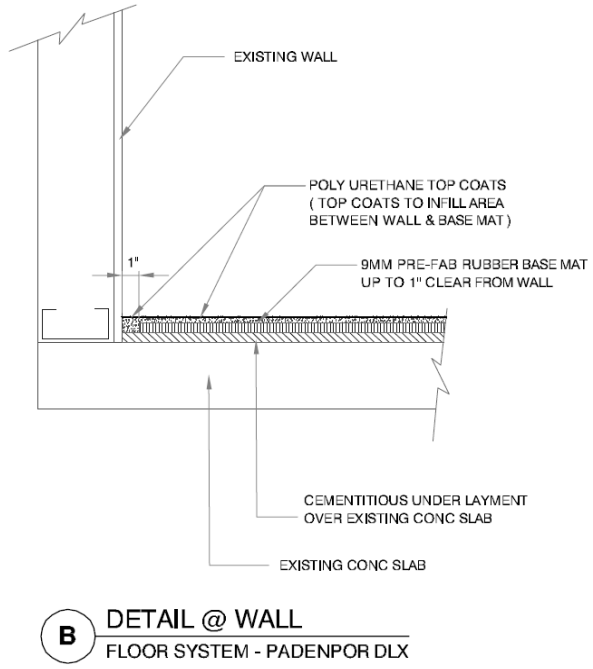
EXISTING WALL
POLY URETHANE TOP COATS
(TOP COATS TO INFILL AREA
BETWEEN WALL & BASE MAT)
1"
9MM PRE-FAB RUBBER BASE MAT
UP TO 1" CLEAR FROM WALL
CEMENTITIOUS UNDER LAYMENT
OVER EXISTING CONC SLAB
EXISTING CONC SLAB
B
DETAIL @ WALL
FLOOR SYSTEM - PADENPOR DLX

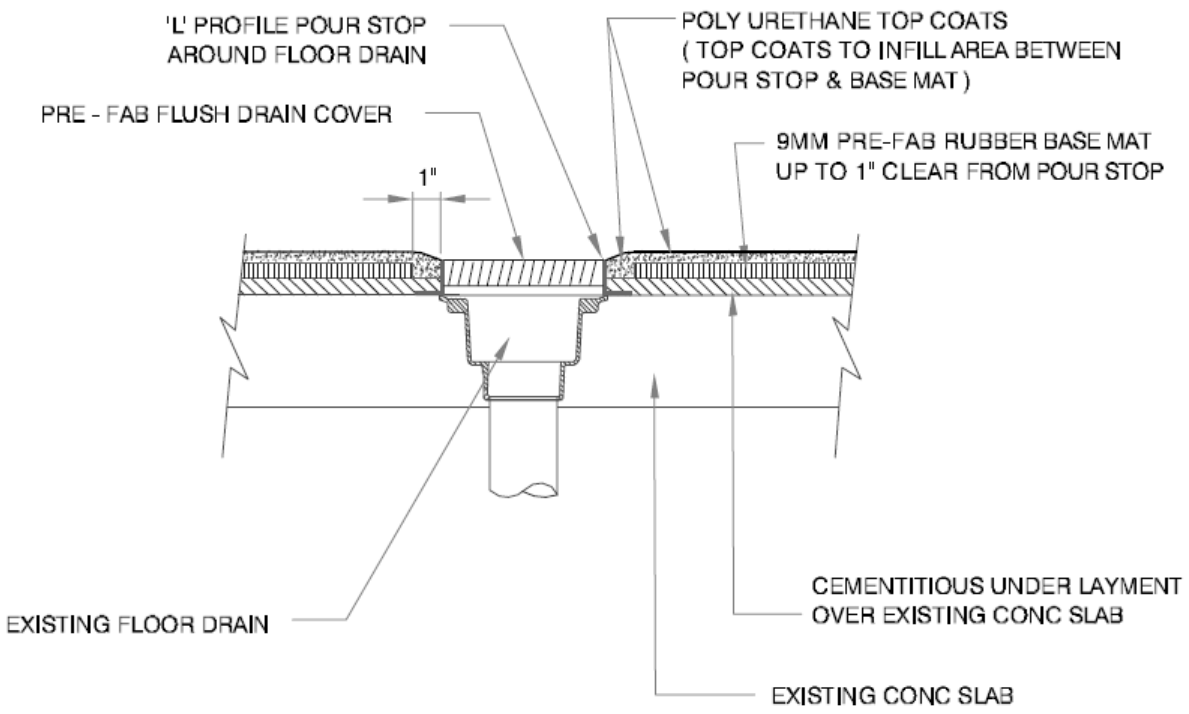

C DETAIL @ FLOOR DRAIN

FLOOR SYSTEM - PADENPOR DLX

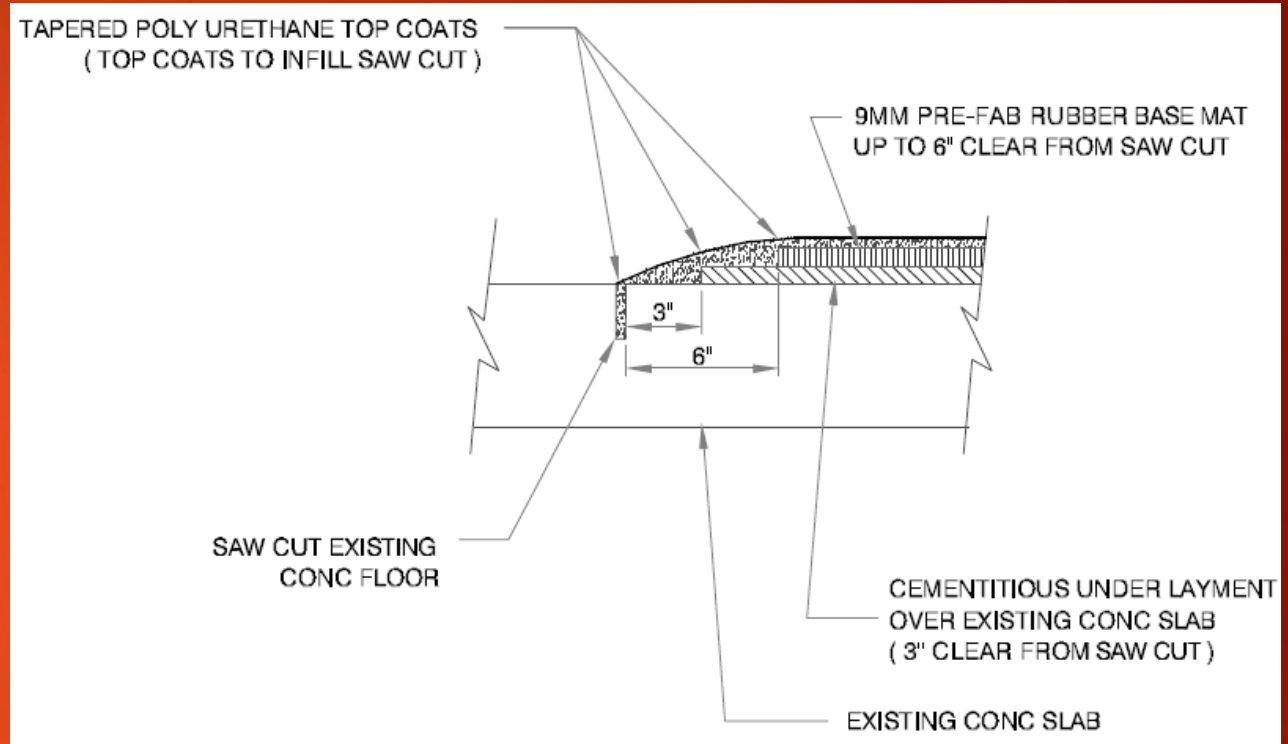

D FLOOR REDUCING DETAIL

FLOOR SYSTEM - PADENPOR DLX



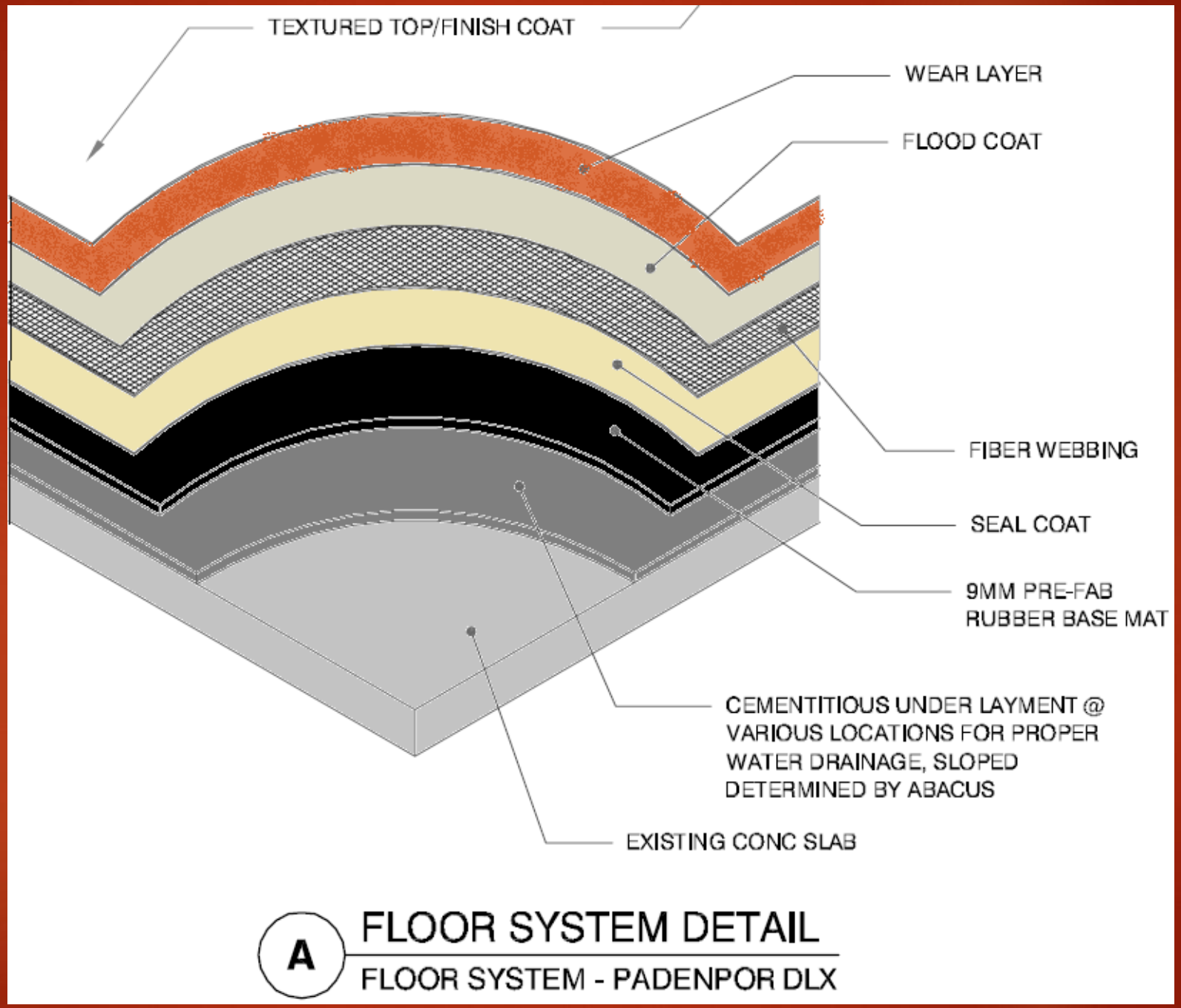
TEXTURED TOP/FINISH COAT
WEAR LAYER
FLOOD COAT
FIBER WEBBING
SEAL COAT
9MM PRE-FAB
RUBBER BASE MAT
CEMENTITIOUS UNDER LAYMENT @
VARIOUS LOCATIONS FOR PROPER
WATER DRAINAGE, SLOPED
DETERMINED BY ABACUS
EXISTING CONC SLAB
A
FLOOR SYSTEM DETAIL
FLOOR SYSTEM - PADENPOR DLX

What PADENPOR Has To Offer

- Completely Seamless Floor
- Anti-Microbial and Anti-Bacterial
- Easy to Clean and Maintain
- Excellent Shock Absorption and Resiliency
- Textured to Provide a Non-Slip Surface, Even When Wet
- Can Be Coved up Walls to Any Height
- Resurfacable



Thank You For Your Time

And we look forward to installing your new zoo flooring!

Any Questions?